

Meeting No. 11

Date: 24 August 2014 (Sunday)
Time: 12:00PM – 5:30PM
Venue: SOB GSR 3-1

Members

In Attendance: Brindha Menon
Chua Min Xuan, Max
Hakam
Khiew Shi Kai
Seol Hye Ri
Tan Gui Shi

Absent with Apologies: NIL


Minutes Recorded By: Brindha Menon

Agenda

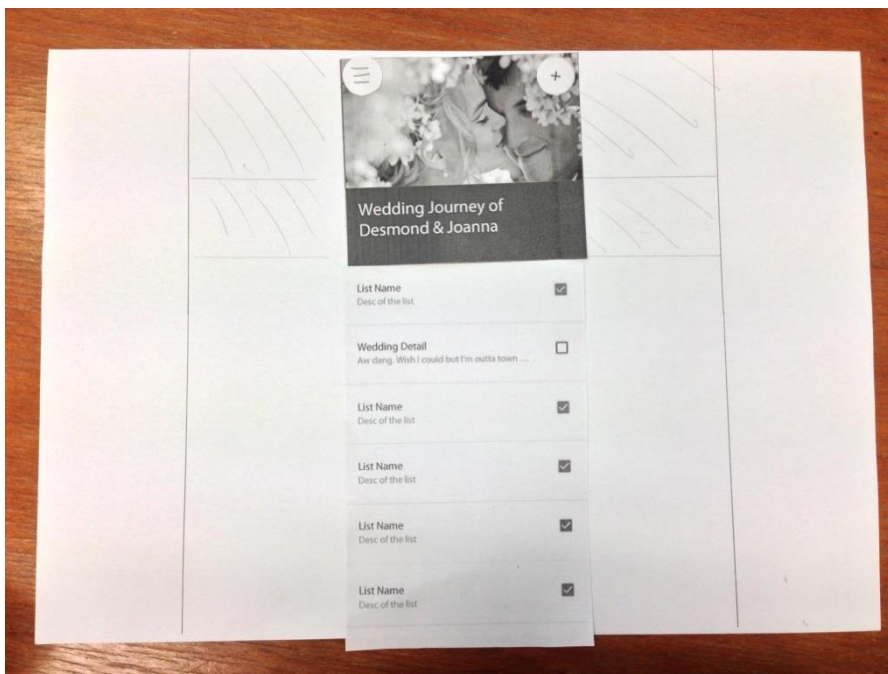
Task	Remarks
1. Paper Prototyping	

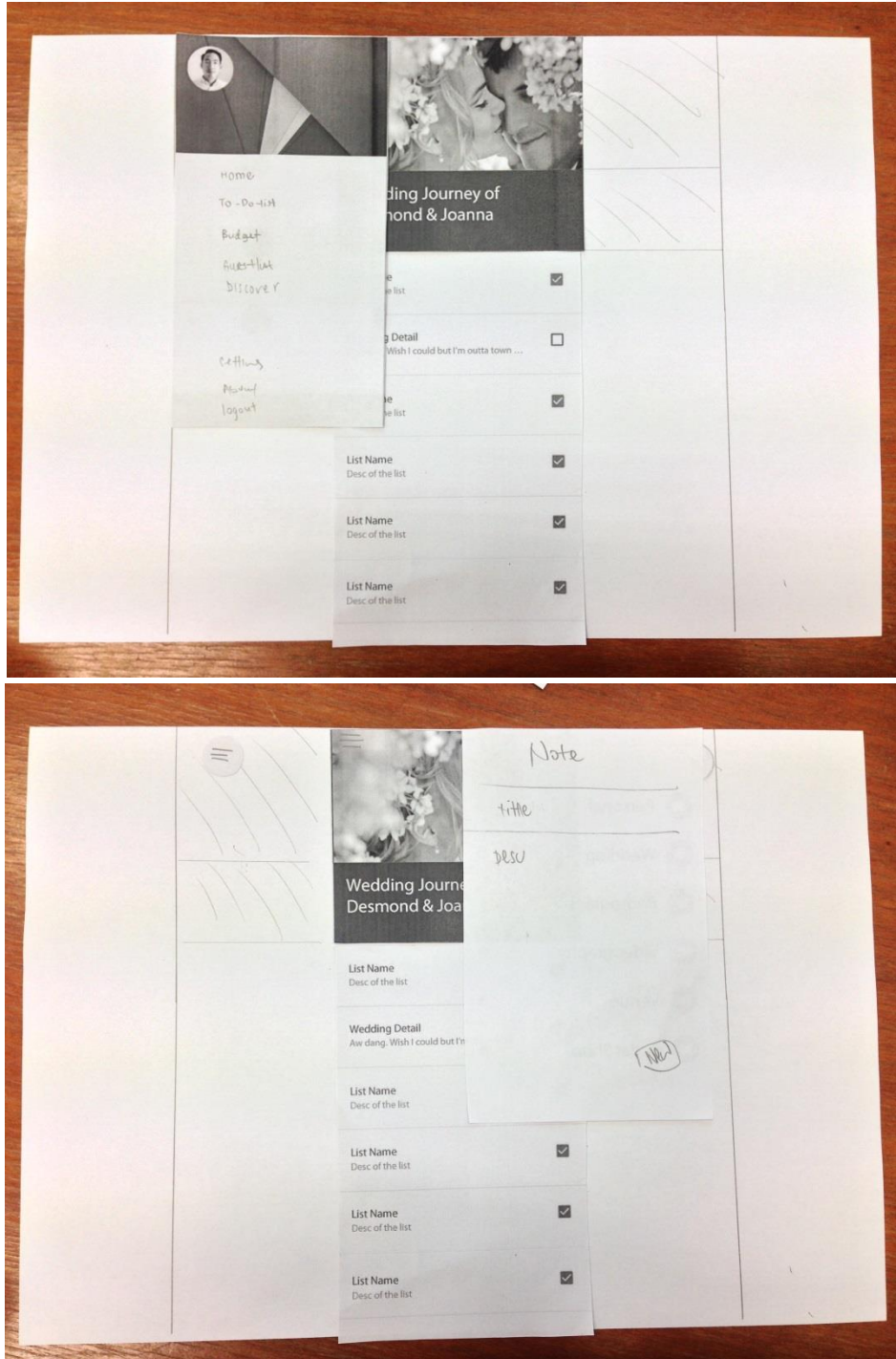
Discussed

1. Log In Page
Log In Attributes:
 - Email (username), PasswordSign Up Attributes:
 - Name, Gender (checkbox or icon like LoveByte), Email , Password, Reconfirm Password
(Try not to have many attributes)



2. Start guided tour
 - 1) Partner name, Partner Email
 - 2) Wedding Date, Theme (do not allow use to change this option)
3. Static Guided tour (introduce what the user can do with the application)
4. Main Page



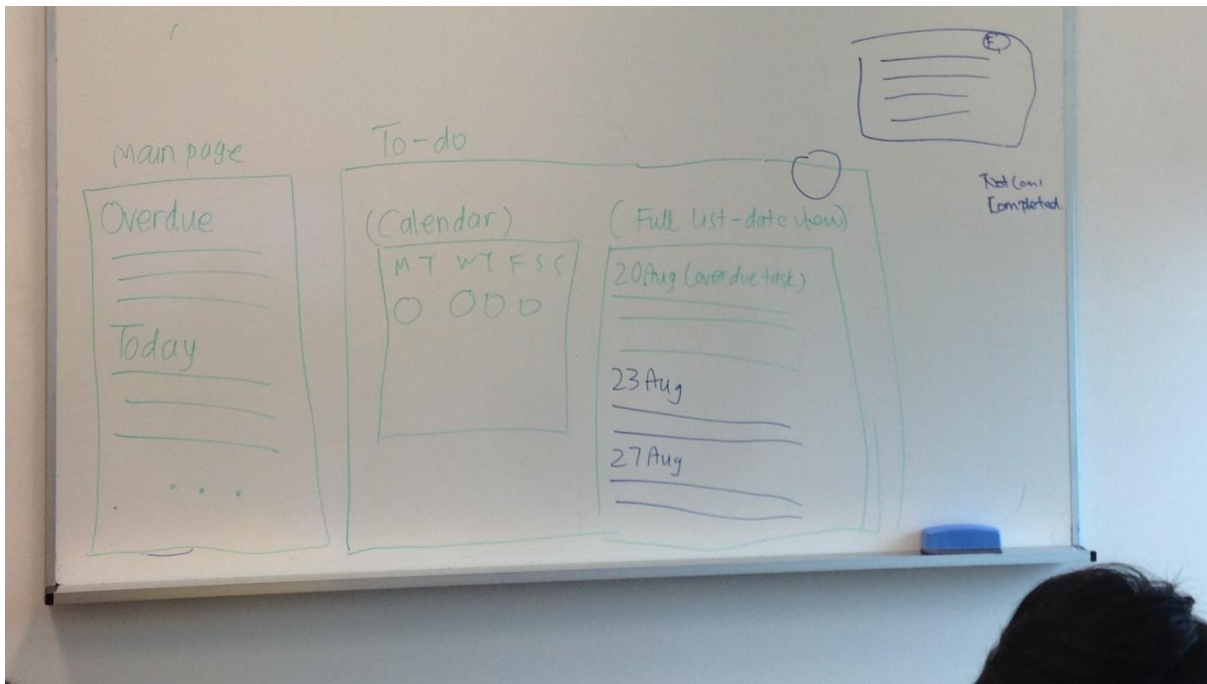


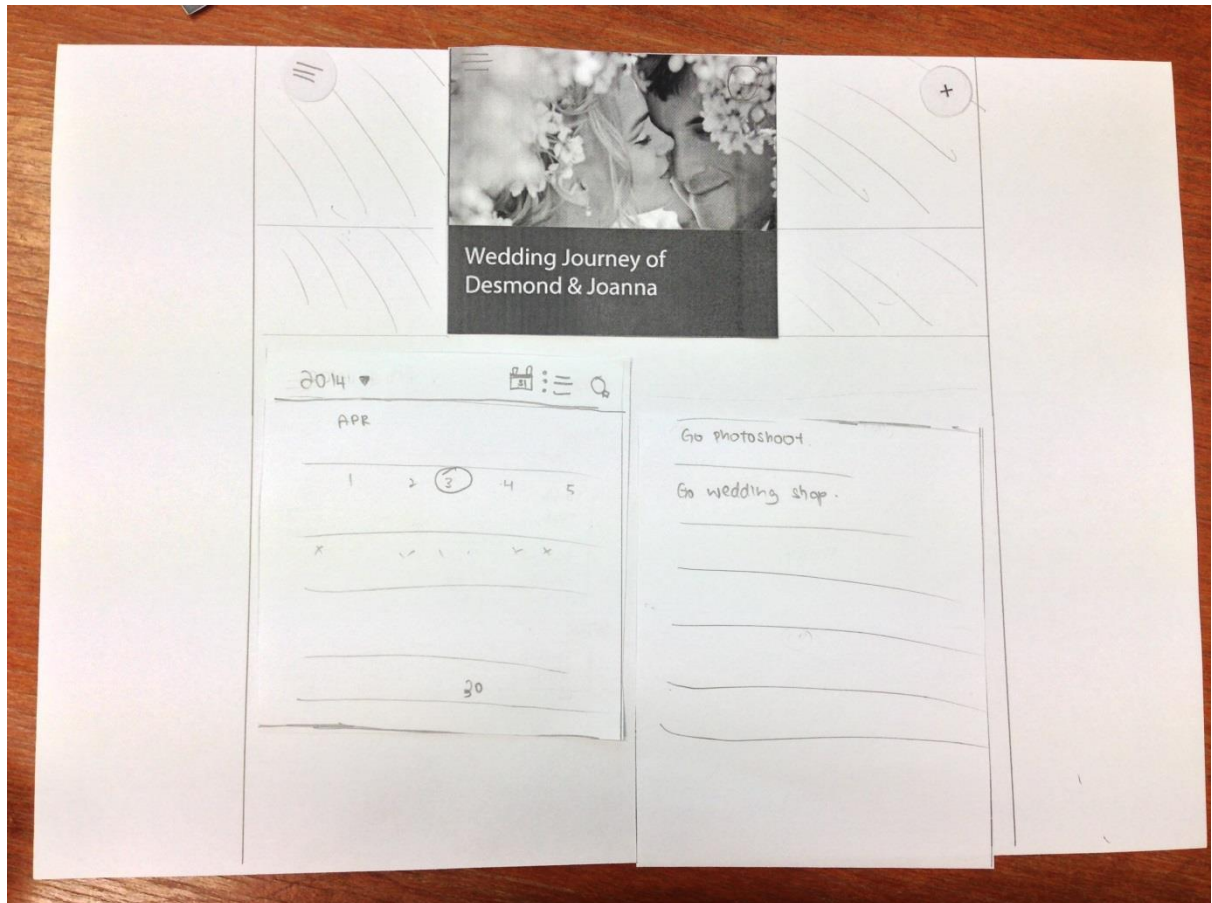
5. Settings – Change Password, change wedding date, notifications setting
6. About – Our names etc
7. Log Out
8. New Note
Attributes:

- 1) Title
 - 2) Description
 - 3) When an item is added from “Discover” function:
It will be added as a bookmark back to the page it was in in “Discover”. (it will have the bookmark icon to be clicked on to add to the notebook)
9. To-Do
- 1) Priority: it will be in accordance to time. (whether you scheduled it as a to-do to be done as soon as possible)
 - 2) Toggle between different views (Calendar view + All Tasks view by day (should have the print function here) VS By folder / category view)
 - 3) Search function
 - 4) Filter function (completed tasks / remaining tasks)

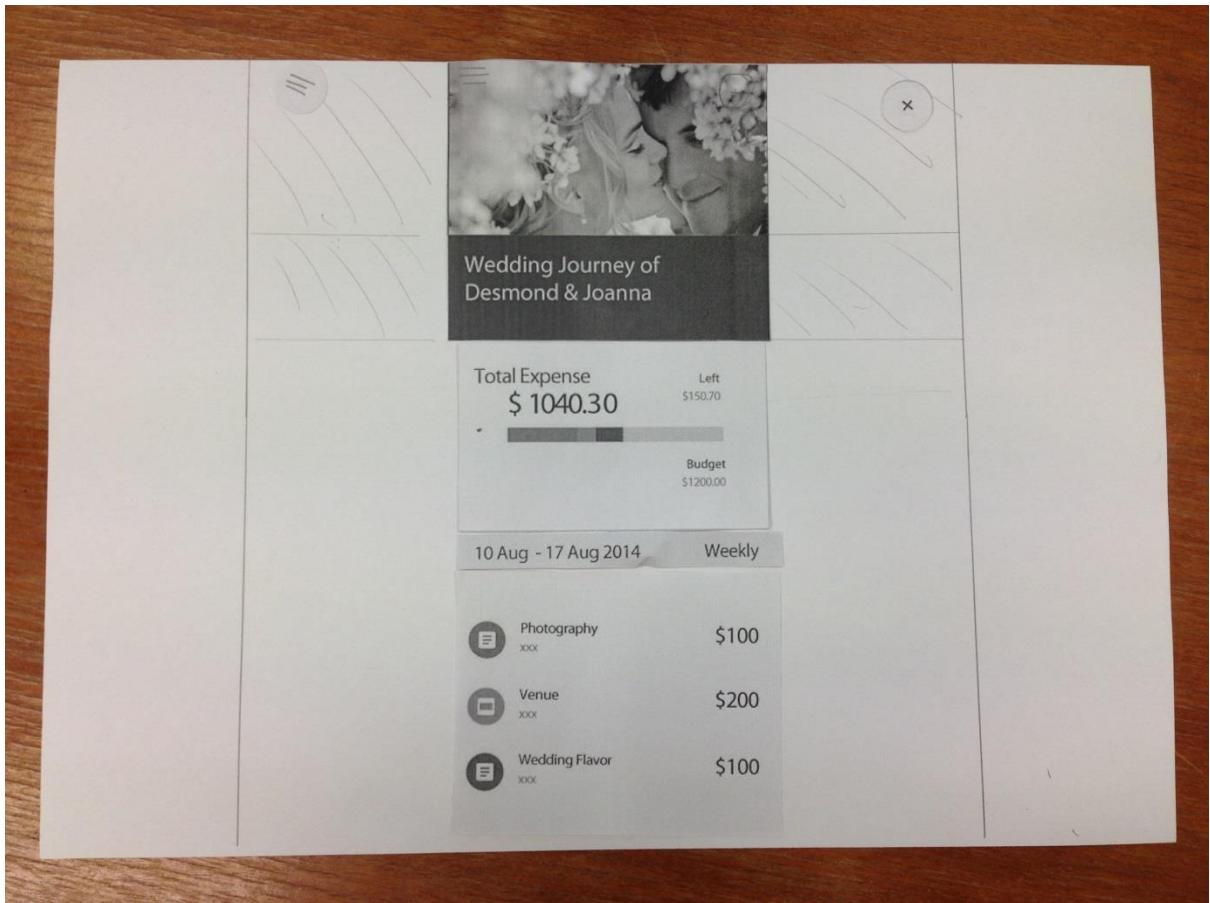
Attributes:

Title, date, time, category, resources (equipment such as car), , People involved (Name(s)), Completed? (for the striking off of the task > goes to an archive)





10. On main page:
 - Show tasks overdue, today tomorrow
11. Gallery is to be confirmed (good to have)
12. Budget



Total expense sticks there for web view (KIV for coders, if cannot have different for web and mobile, then just make everything move when you scroll)

Mobile: Everything scrolls

Attributes:

Name, Amount, Category, Description, Date (for the weekly, monthly and total view)

To have different colours for each icon. So that we can see the different categories in the total expenses bar. Have a standard 8 colours and categories.

13. Icons needed:

Photography, Venues, Decorations, Makeup, Accessories, Clothes, Food and drinks (includes wedding cakes, desserts etc.), Wedding Favours, Miscellaneous, Transport, Entertainment

No	Task	Assigned	Due Date
1	Design icons	Gui Shi	31-August-2014
2	Research wedding procedures, cite sources for PP LOG, survey (face to face + web), wiki pages, proposal	Hye Ri & Brindha	31-August-2014