



**S U R V E Y
F I N D I N G S**

*Number of Survey interviews : 408

INFOGRAPHIC BY:



DATA BY:



COMPILED ON:

5 OCTOBER 2015

52.5%  47.5% 

- ❖ **53.4%** visit the mall 1 – 2 times a week.
- ❖ **46.6%** spend less than 2 hours at the mall.
- ❖ **12.7%** came alone.

79.4%  8.1%  7.1%  5.4% 

CHINESE

MALAY

INDIAN

OTHERS

- ❖ The surveys were conducted during Ramadan

WHERE DRIVERS PARKED

63.1%



WITHIN COMPOUND

1.1%



ROADSIDE PARKING

29.5%



OTHER PUBLIC PARKING

6.3%



PUDO ONLY

- ❖ **72.4%** walked less than 5 minutes from where they parked

AGE GROUP

15 - 19
YEARS OLD

14.7%

20 - 59
YEARS OLD

77.5%

> 60
YEARS OLD

7.8%

MODE OF TRANSPORT

31.4%



PUBLIC BUS

30.6%



MRT

12.5%



WALK

22.1%



CAR / VAN

2.2%



TAXI

0.3%



MOTORCYCLE

- ❖ The nearest MRT is **Ang Mo Kio MRT** located more than **150m** away.

- ❖ **Ang Mo Kio hub is connected to Ang Mo Kio Bus Interchange and Ang Mo Kio MRT.**

JOURNEY TIME

< 30 MIN

90%

*Cumulative Figures



< 5 MIN

13%

< 20 MIN

72.3%

SINGAPORE CITIZENS & PERMANENT RESIDENTS

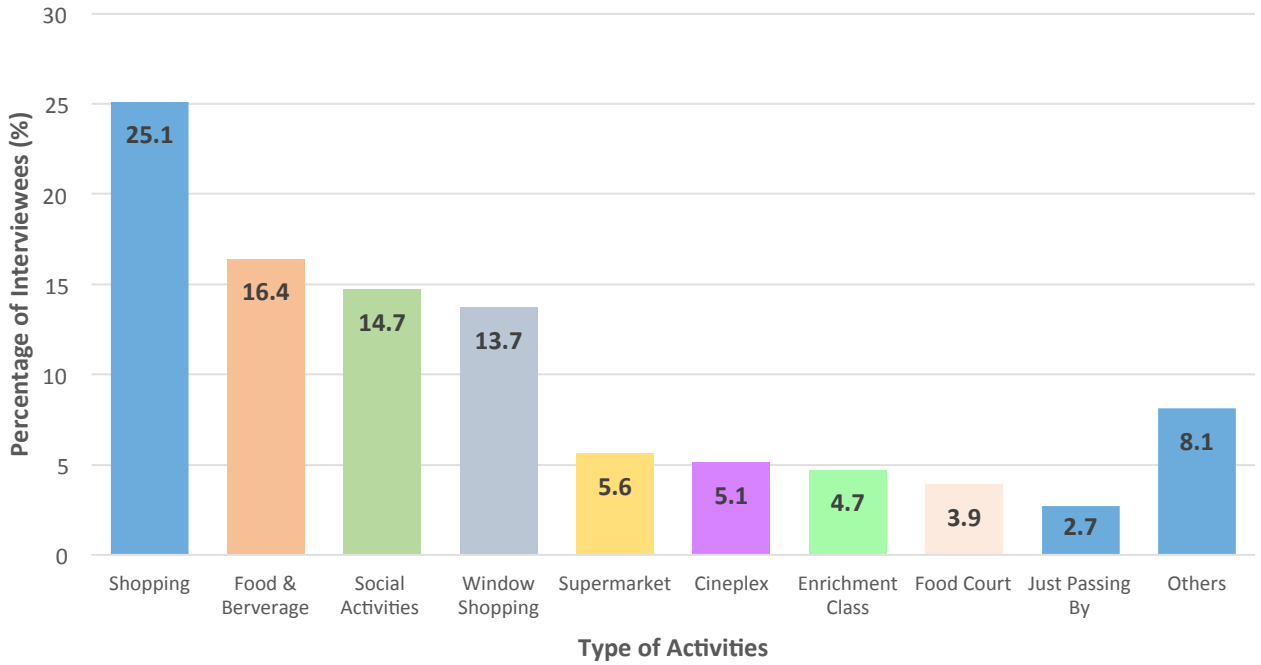
88%



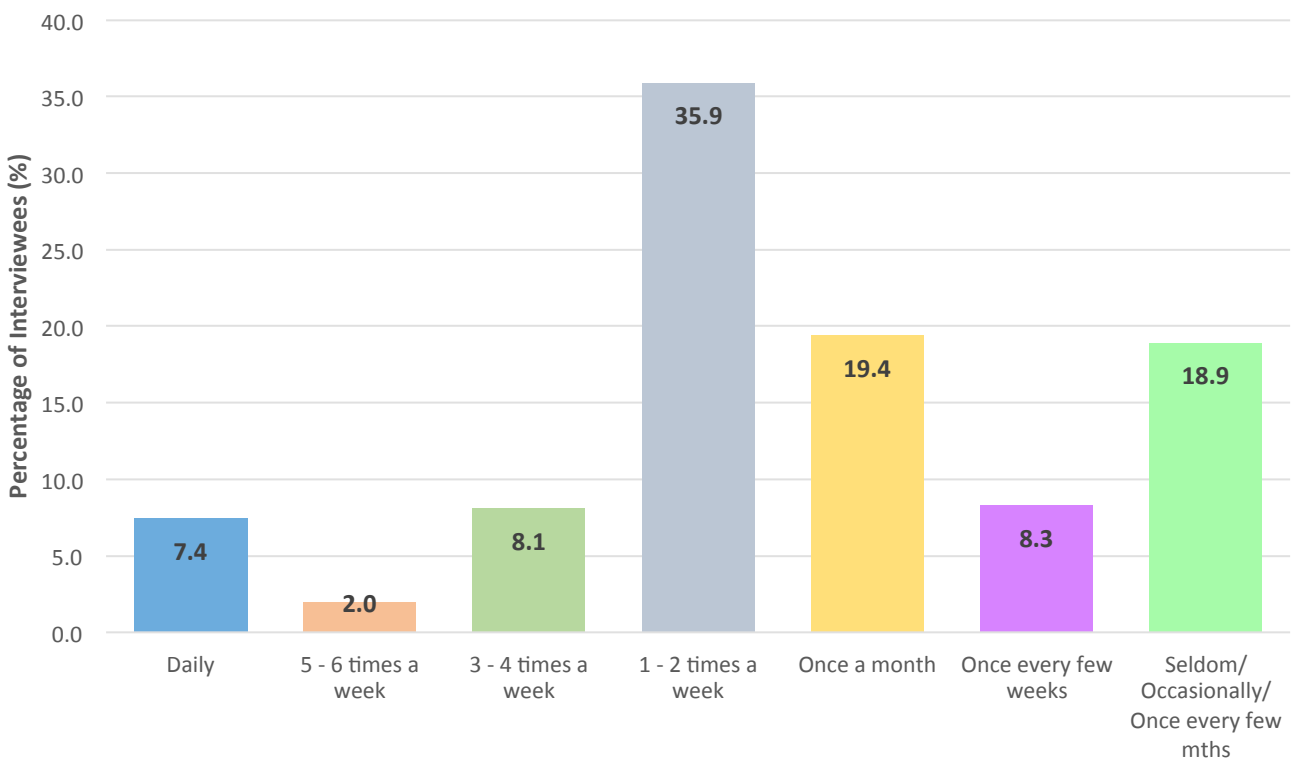


*Number of Survey interviews : 408

MAIN PURPOSE OF VISIT



FREQUENCY OF VISIT





PARKING OCCUPANCY PROFILE

INFOGRAPHIC BY:



DATA BY:



COMPILED ON:

5 OCTOBER 2015



LEGEND FOR SITEMAP

- Carpark Entrance / Exit
- Taxi Stand / PUDO
- Nearby Public Transport options within 300m
- Development Carpark
- MRT Station
- Study Site

DEVELOPMENT PARKING CHARGES

Monday to Friday

\$1.30 for 1st hour
\$0.65 ½ hourly

Saturday & Sunday

7.00am – 10.59am
\$1.40 for 1st hour
\$0.70 ½ hourly

Public Holiday

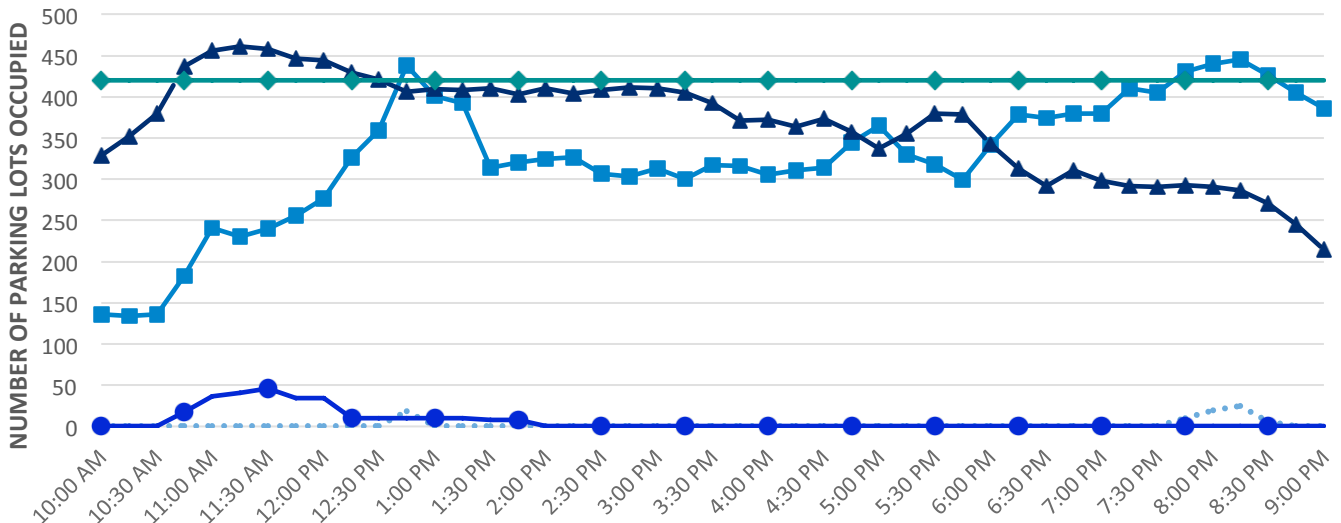
7.00am – 11.59pm
\$1.40 for 1st hour
\$0.70 ½ hourly

Motorcycles

Monday to Friday
including Public Holiday
\$1.30 per entry



Development Carpark Car Occupancy



LEGEND FOR GRAPH

- Weekday Car Occupancy
- Weekend Car Occupancy
- Weekday Car Overspill
- Weekend Car Overspill
- Maximum Car Occupancy

Number of Car lots : 420

Number of M/C lots : 14





**PARKING OCCUPANCY
P R O F I L E**

INFOGRAPHIC BY:



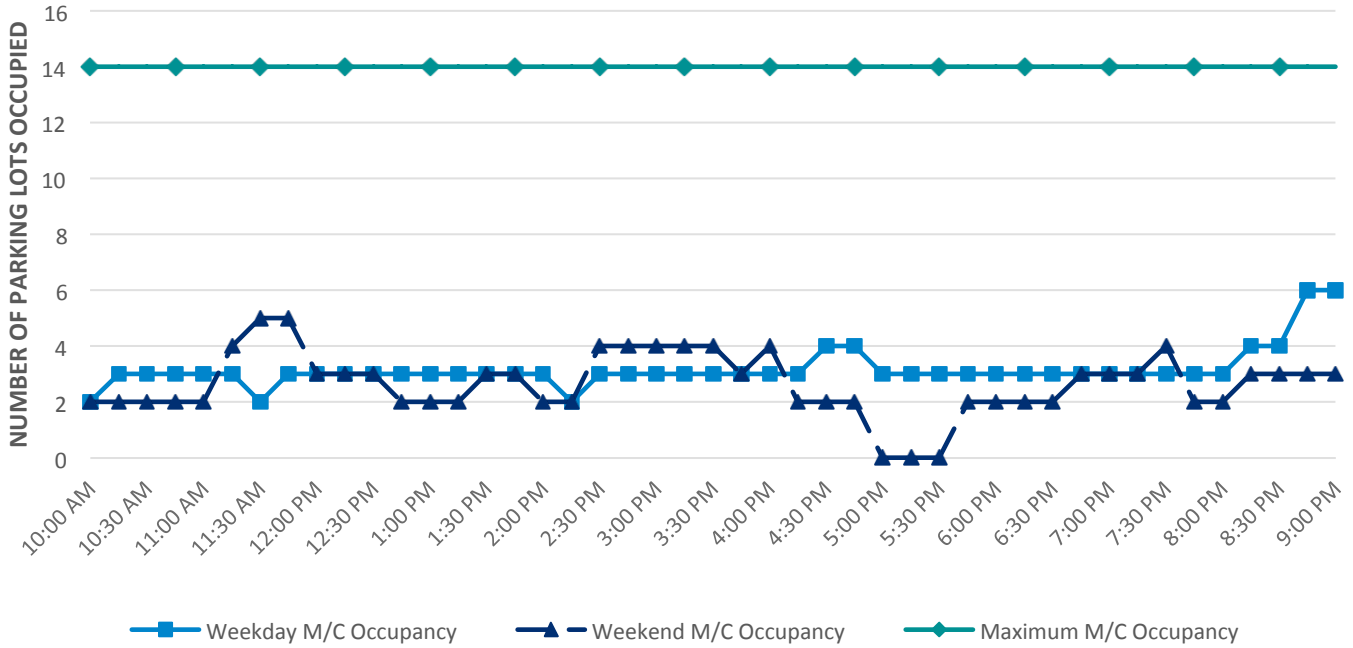
DATA BY:



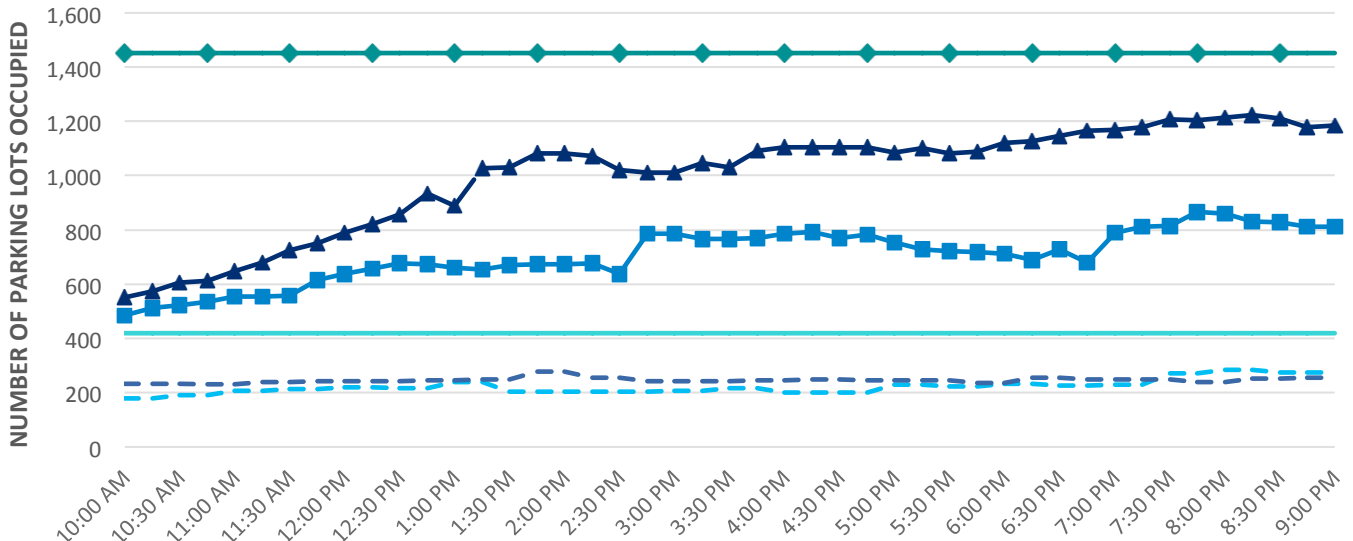
COMPILED ON:

5 OCTOBER 2015

Development Carpark M/C Occupancy



Public Carpark (AM51, A52, A53) Car Occupancy



LEGEND FOR GRAPH

- Weekday Car Occupancy
- ▲ Weekend Car Occupancy
- - - Weekday Season Car Occupancy
- . . . Weekend Season Car Occupancy
- ◆ Maximum Car Occupancy
- Maximum Season Car Occupancy

Number of Car lots : 1451
Number of M/C lots : 220





**PARKING OCCUPANCY
 P R O F I L E**

INFOGRAPHIC BY:



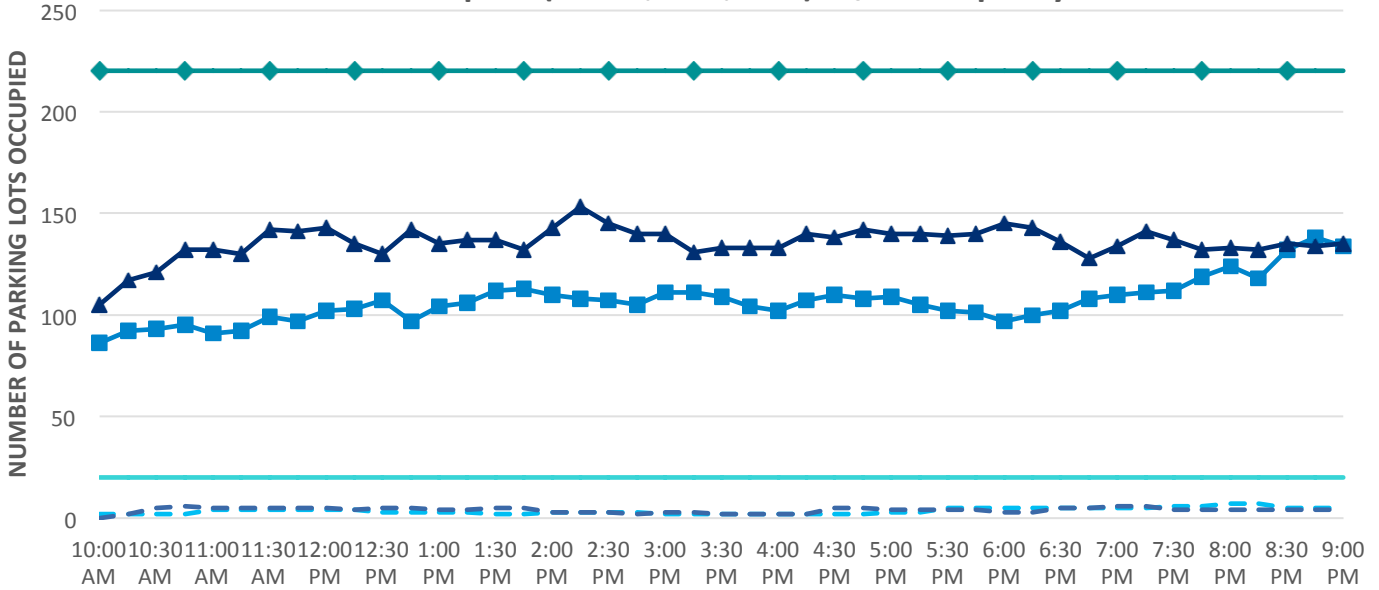
DATA BY:



COMPILED ON:

5 OCTOBER 2015

Public Carpark (AM51, A52, A53) M/C Occupancy



LEGEND FOR GRAPH

- Weekday M/C Occupancy
- ▲ Weekend M/C Occupancy
- Weekday Season M/C Occupancy
- ▲ Weekend Season M/C Occupancy
- ◆ Maximum M/C Occupancy
- Maximum Season M/C Occupancy



**F O O T F A L L
P R O F I L E**

INFOGRAPHIC BY:



DATA BY:



COMPILED ON:

5 OCTOBER 2015



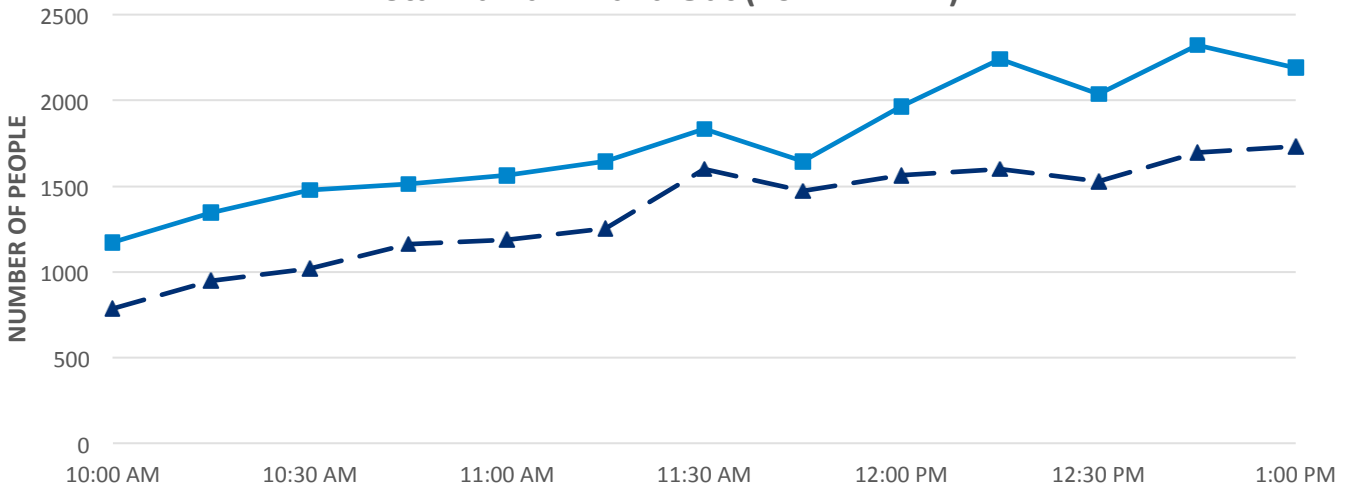
Approx GFA: 33,000

m12

ANCHOR TENANTS

- 1 Entrance to B1 from MRT linkway
- 2 Entrance to B1 from Ang Mo Kio Ave 8
- 3 Entrance to B1 from Ang Mo Kio Hub PUDO Point
- 4 Entrance to B1 from 51@AMK Block 702 & 703
- 5 Entrance to Level 1 from Block 702 & 703
- 6 Entrance to Bus Interchange
- 7 Entrance to Bus Interchange
- 8 Porous Entrance to MRT Interchange
- 9 Entrance to Level 1 from PUDO Point
- 10 Entrance to Level 1 Ang Mo Kio Ave 8
- 11 Entrance to Level 1 Ang Mo Kio Ave 8
- 12 Entrance via Overhead Bridge from Block 322

Total Human In and Out (10AM - 1PM)





F O O T F A L L
P R O F I L E

INFOGRAPHIC BY:



DATA BY:



COMPILED ON:

5 OCTOBER 2015

Total Human In and Out (6PM - 9PM)

