

USER GUIDE: VISUALISING ONLINE SENTIMENTS

BRIEF OVERVIEW OF HOME PAGE

1

Viewing past visualisation



Clicking on 'View Historical Topics' proceed to previous Topic Insights

2

Uploading new data



Choosing number of clusters based on Topic Score Plot




Clicking on 'Confirm K' to proceed to Topic Insights

A. VIEWING PAST VISUALISATION

VIEWING HISTORICAL DATA

Clicking on 'View Historical Topics' will bring you to Topic Insights that were previously visualised.



View Historical Topics

Update New Month's Topics

Upload new month's comments

Upload File
Browse... No file selected

Enter 'password' to confirm LDA update:

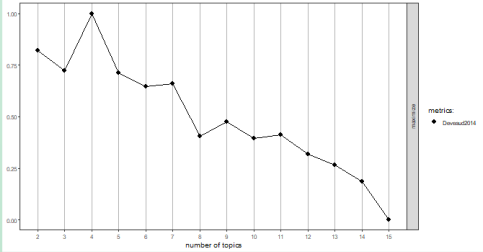
Prepare LDA Models

Choose Ideal K

Enter 'password' to confirm number of topics:

Confirm K

Topic Score Plot



Topic Score

4 Topics:

Topic 1	Topic 2	Topic 3	Topic 4
can	singapore	time	singapore
taxi	now	app	questions
will	good	ride	discussion
don	southeast	car	rsingapore
people	service	comfort	just
years	asia	just	may
taxis	money	work	last
competition	credit	actually	point
market	company	already	march
new	promo	left	things

5 Topics:

Topic 1	Topic 2	Topic 3	Topic 4	Topic 5
last	singapore	just	app	singapore
will	can	time	ride	questions
taxi	now	comfort	car	discussion
service	good	don	taxi	rsingapore
point	southeast	people	things	may
years	asia	left	promo	march
taxis	money	actually	work	lol
competition	credit	rather	singapore	november
market	bad	guys	new	september
company	card	front	booking	anyone

6 Topics:

Topic 1	Topic 2	Topic 3	Topic 4	Topic 5	Topic 6
singapore	time	singapore	can	singapore	singapore
just	taxi	now	things	questions	will
people	car	app	actually	discussion	southeast
service	comfort	good	ride	rsingapore	asia
years	can	point	just	may	ride
customer	taxis	last	guys	money	can
pap	don	promo	woman	march	company
don	left	competition	minutes	credit	new
pay	since	codes	grabhitch	card	work
experience	rather	bad	experienced	already	market

B. UPLOADING NEW DATA

B1. UPLOADING NEW DATA

Browse your computer to locate and add new data from your computer into the application for topic modelling.

B2. ENTER PASSWORD

Enter your password to confirm that you wish to update the data before clicking on 'Prepare LDA Models'.

B3. CHOOSE IDEAL K

After LDA models have been loaded, the Topic Score Plot will be plotted.

Using the Topic Score Plot as a guide, choose your ideal topic number (K) using the slider or clicking on the '+' and '-' buttons

After confirming topic number (K), enter your password and click on 'Confirm K' to view Topic Insights.

Update New Month's Topics

Upload new month's comments

Upload File
Browse... No file selected

Enter 'password' to confirm LDA update:

Prepare LDA Models

Choose Ideal K

Enter 'password' to confirm number of topics:

Confirm K

Topic Score Plot

4 Topics:

Topic 1	Topic 2	Topic 3	Topic 4
can	singapore	time	singapore
taxi	now	app	questions
will	good	ride	discussion
don	southeast	car	rsingapore
people	service	comfort	just
years	asia	just	may
taxis	money	work	last
competition	credit	actually	point
market	company	already	march
new	promo	left	things

5 Topics:

Topic 1	Topic 2	Topic 3	Topic 4	Topic 5
last	singapore	just	app	singapore
will	can	time	ride	questions
taxi	now	comfort	car	discussion
service	good	don	taxi	rsingapore
point	southeast	people	things	may
years	asia	left	promo	march
taxis	money	actually	work	lol
competition	credit	rather	singapore	november
market	bad	guys	new	september
company	card	front	booking	anyone

6 Topics:

Topic 1	Topic 2	Topic 3	Topic 4	Topic 5	Topic 6
singapore	time	singapore	can	singapore	singapore
just	taxi	now	things	questions	will
people	car	app	actually	discussion	southeast
service	comfort	good	ride	rsingapore	asia
years	can	point	just	may	ride
customer	taxis	last	guys	money	can
pap	don	promo	woman	march	company
don	left	competition	minutes	credit	new
pay	since	codes	grabhitch	card	work
experience	rather	bad	experienced	already	market

TOPIC SCORE

When selecting topic number (K), the top 10 terms of K-1, K and K+1 will be shown, giving you a glimpse of the individual topic keywords.

TOPIC SCORE PLOT

Recommended topic numbers are at the points where the line graph is peaking (as indicated by red circle).

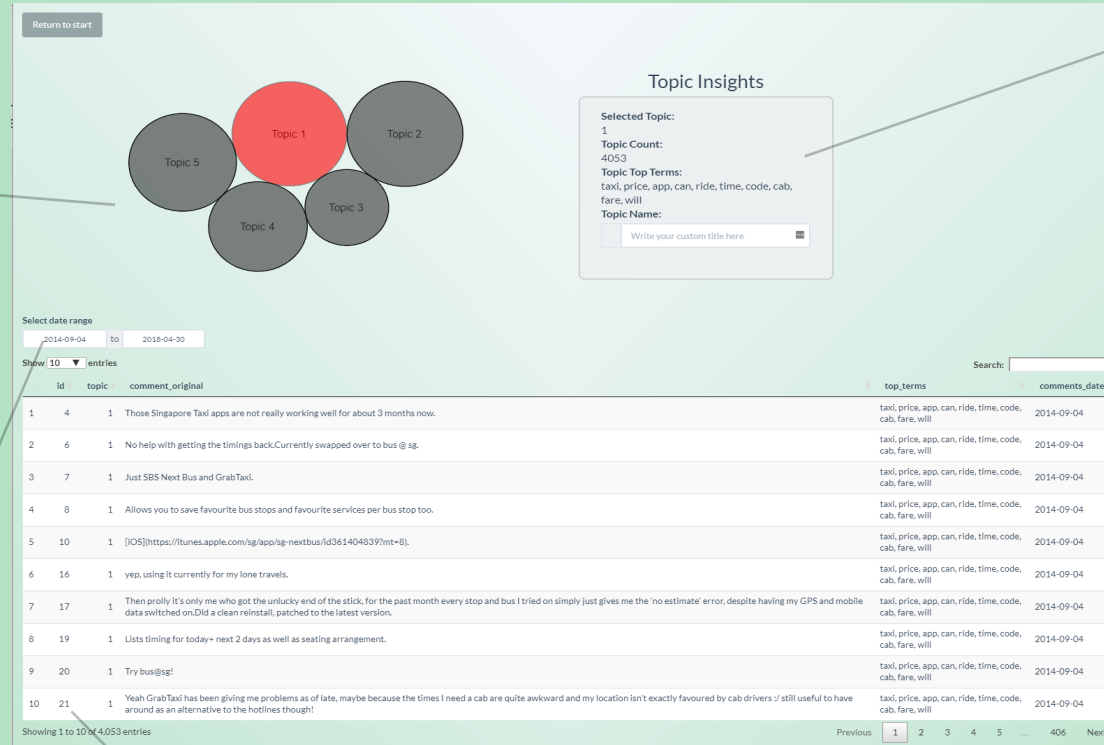
TOPIC INSIGHTS

PREVIOUS TOPIC MODELS/TOPIC MODELS

This shows an overview of the topic number (K) selected.

The size of the bubbles represent the relative size of the topic compared to other topics in the selection.

Hover over the bubbles to view number of comments in each topic.



TOPIC INSIGHTS

This shows an overview of the topic selected, giving you the selected topic number, number of comments in the topic and the top 10 terms of the topic.

SEARCHING FOR KEYWORDS

If you are interested in filtering out comments by specific keywords, you can input your keyword into the search box to see if there are any relevant comments.

DATE RANGE SELECTION

There will be a drop down box when you click on the date field. You can choose the range of dates for comments to be visualised to drill down into the comments collected over time.

COMMENTS WITHIN TOPIC

This shows you more in depth information and provides more insights about the comments in each topic. The original comment can be viewed, allowing you to contextualise individual comments. You are also able to see the date in which the comment was posted.